FEMALE END VIEW

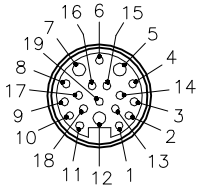

PAIR 1 = WHITE/BLACK
2 = BLACK/WHITE
PAIR 3 = WHITE/GREEN
4 = GREEN/WHITE
5 = DRAIN
PAIR 6 = WHITE/RED
7 = N/C
8 = RED/WHITE
PAIR 9 = WHITE/ORANGE
10 = ORANGE WHITE
PAIR 11 = WHITE/BLUE
12 = GREEN/YELLOW
13 = BLUE/WHITE
PAIR 14 = WHITE/BROWN
15 = BROWN/WHITE
PAIR 16 = WHITE/YELLOW
17 = YELLOW/WHITE
PAIR 18 = WHITE/VIOLET
19 = VIOLET/WHITE

WIRING DIAGRAM

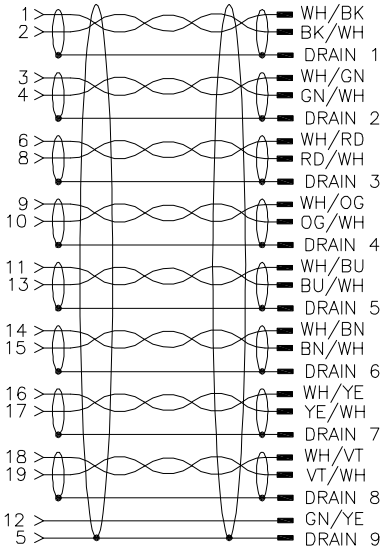

SPECIFICATIONS

CONTACT CARRIER MATERIAL	TPU
MOLDED HEAD MATERIAL/COLOR	TPU/BLACK
CONTACT MATERIAL/PLATING	BRASS/GOLD
RECEPTACLE MATERIAL/FINISH	STAINLESS STEEL/PASSIVATED
RATED CURRENT [A]	2.0 A
RATED VOLTAGE [V]	300 V
OUTER JACKET MATERIAL/COLOR	EX60/BLACK
CONDUCTOR INSULATION MATERIAL	XLPE
NUMBER OF CONDUCTORS	16x22 AWG, 1x18 AWG GROUND
DRAIN/SHIELD	9x22 AWG DRAINS/ALUM.–POLYESTER FOIL (PAIRS & OVERALL)
CONDUCTOR ARRANGEMENT	8 SHIELDED–TWISTED PAIRS w/DRAIN, 1 DRAIN, 1 GROUND
TEMPERATURE RATING	–60°C to +105°C (–76°F to +221°F)
PROTECTION CLASS	NEMA 1,3,4,4X,6P,12 & IECIP67,IP68,IP69,IP69K
CABLE RATINGS	UL: ITC–ER/PLTC–ER, 105°C, Direct Burial, 105°C; –60°C COLD BEND CSA: CIC, 90°C, 300V; –60°C COLD BEND UL 1309 MARINE SHIPBOARD 300V; ABS CERTIFIED; IEEE 1202/FT4; IEEE 1580; IEC 60332–3–22

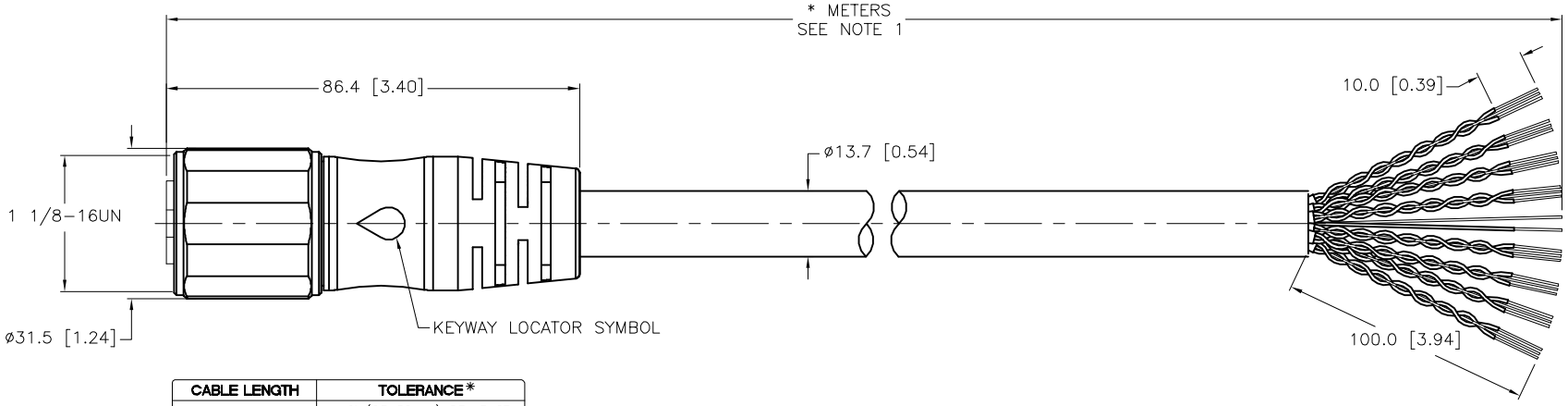

CABLE LENGTH	TOLERANCE*
ALL LENGTHS	+ 4% (OR 50mm) OF LENGTH – 0% (OR 0mm) OF LENGTH WHICHEVER IS GREATER
STRIP LENGTH	**TOLERANCE***
0–7mm	±0.5mm
8–29mm	±1.0mm
30–49mm	±2.0mm
50–69mm	±3.0mm
70–100mm	±4.0mm
OVER 100mm	±5.0mm
*** UNLESS OTHERWISE SPECIFIED**	

SOURCE DRAWING - FOR REFERENCE ONLY

NOTES:

1. "*" INDICATES CABLE LENGTH IN METERS. CONTACT TURCK TO ORDER SPECIFIC LENGTHS.

REV	DESCRIPTION	BY	DATE	ECO NO.
F	UPDATE PROTECTION CLASS	CBM	04/13/21	76628

RELATED DOCUMENTS
1.
2.
3.
4.

3RD ANGLE PROJECTION

THIS DRAWING IS CONFIDENTIAL AND THE PROPERTY OF TURCK INC. USE OF THIS DOCUMENT WITHOUT WRITTEN PERMISSION IS PROHIBITED.

TURCK
3000 CAMPUS DRIVE
MINNEAPOLIS, MN 55441
1–800–544–7769
(763) 553–7300
(763) 553–0708 fax
www.turck.us

MATERIAL: SEE SPECIFICATIONS

FINISH: SEE SPECIFICATIONS

ALL DIMENSIONS DISPLAYED ON THIS DRAWING ARE FOR REFERENCE ONLY

CONTACT TURCK FOR MORE INFORMATION

DRFT: RDS | DATE: 02/09/15
APVD: J.S. | SCALE: 1=1.5

UNIT OF MEASUREMENT
MILLIMETER [INCH]
DO NOT SCALE THIS DRAWING

DESCRIPTION: P–RKV 190–1484XL–*M

IDENTIFICATION NO.

REV: F

FILE: 777034651

SHEET 1 OF 1